



NAMIBIA

Fact Sheet

General information:

Fact sheets are updated biannually; May and September

Capital:	Windhoek
Surface area:	824 thousand sq km
Official language:	English
Population:	2.0 million (2004)
Exchange rate:	A\$1 = N\$ 5.1725 (Jun 2005)

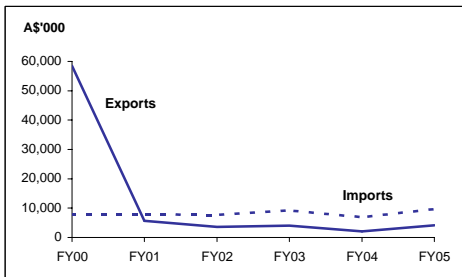
Head of State:
H.E. President Mr Hifikepunye Pohamba

Head of Government:
Prime Minister Rt Hon Nahas Angula

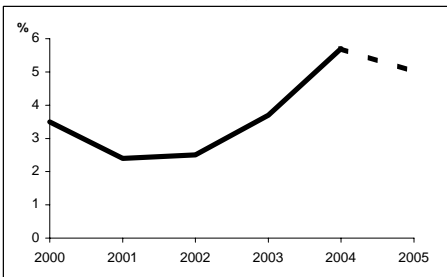
Recent economic indicators:

	2000	2001	2002	2003	2004(a)	2005(b)
GDP (US\$bn):	3.4	3.2	3.0	4.3	5.5	6.2
GDP per capita (US\$):	1,804	1,663	1,530	2,149	2,738	3,062
Real GDP growth (% change YOY):	3.5	2.4	2.5	3.7	5.7	5.0
Current account balance (US\$m):	255	17	79	271	563	483
Current account balance (% GDP):	7.5	0.5	2.6	6.3	10.2	7.7
Goods & services exports (% GDP):	45.6	45.0	46.5	39.4	44.9	46.8
Inflation (% change YOY):	9.3	9.3	11.3	7.2	4.1	4.0
Labour force (m):	0.8	0.8	0.8	0.8	0.8	0.9

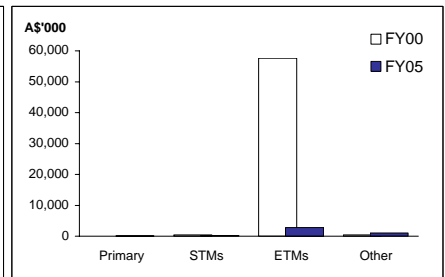
Australia's merchandise trade with Namibia



Real GDP growth



Australia's merchandise exports to Namibia



Australia's trade relationship with Namibia:

Major Australian exports*, 2004-05 (A\$'000):

Wire products	1,792
Measuring and controlling instruments	679
Metallic salts & peroxy salts	208
Telecommunications equipment	64
Alcohols, phenols, phenol-alcohols	58

Major Australian imports, 2004-05 (A\$'000):

Fish, fresh, chilled or frozen	9,168
Crustaceans	250
Textile yarn	159
Pearls and gems	51
Passenger motor vehicles	43

*Includes A\$1m of confidential items and special transactions, 25% of total exports.

Australian merchandise trade with Namibia, 2004-05:

		Total share:	Rank:	Growth (yoy):
Exports to Namibia (A\$'000):	4,128	0.0%	139th	96.9%
Imports from Namibia (A\$'000):	9,754	0.0%	83rd	42.9%
Total trade (exports + imports) (A\$'000):	13,882	0.0%	117th	55.6%
Merchandise trade deficit with Namibia (A\$'000):	5,626			

Australia's trade in services with Namibia, 2004:

		Total share:
Exports of services to Namibia (A\$m):	n.a.	n.a.
Imports of services from Namibia (A\$m):	n.a.	n.a.
Services trade balance with Namibia (A\$m):	n.a.	

Namibia's global merchandise trade relationships:

Namibia's principal export destinations, 2003:

1	South Africa	31.5%
2	Angola	24.9%
3	Spain	12.8%
4	United Kingdom	10.4%
5	United States	2.7%
20	Australia	0.4%

Namibia's principal import sources, 2003:

1	South Africa	80.5%
2	Germany	2.3%
3	Spain	1.4%
4	China	1.3%
5	United Kingdom	1.2%
33	Australia	0.1%

Compiled by the Market Information and Analysis Section, DFAT, using the latest data from the ABS, the IMF and various international sources.

(a) all recent data subject to revision; (b) EIU forecast.

n.a. Data not available.